

SIEMENS



Betagard 5SL Miniature Circuit Breakers and 5TL1 Isolators

Answers for industry.

Betagard 5SL Miniature Circuit Breakers and 5TL1 Isolators

All round protection guaranteed



3 Betagard 5SL Miniature Circuit Breakers

11 Betagard 5TL1 Isolators

14 Accessories



Betagard 5SL Miniature Circuit Breakers and 5TL1 Isolators

Betagard 5SL MCBs

Overview

As a culture Siemens has always endeavoured to introduce innovative products worldwide. The Electrical Installation R&D team has now raised the bar with the introduction of Betagard 5SL Miniature Circuit Breaker. Manufactured and designed at the Siemens Aurangabad facility, Betagard 5SL – *Inspiring Safety*, sets a new benchmark for protection.

Loaded with numerous features, Betagard 5SL is the only patented MCB with a unique **SLR** (Slide Latch-Release)

feature for tool free removal of MCB from DIN rail. It also allows single MCB removal from a bus mounted assembly of MCBs. Betagard 5SL MCB is ergonomically designed and allows user-friendly switching. ON-OFF Status is easily recognizable thanks to the color coded switching position indicator on its attractive grey lever. With highly effective touch protection against accidental contact, Betagard 5SL range is available in current rating upto 63A in B and C characteristics.

Features and Benefits



BIS approval for ISI marking as per latest IS/IEC 60898:2002 for assured quality and protection



Green product – Recyclable, low watt loss, free from hazardous material like CFC and silicon (ROHS)



MCB with patented unique **SLR** (Slide Latch-Release) feature for tool free removal from DIN rail. It also allows individual MCBs to be removed from bus mounted assembly

Betagard 5SL Miniature Circuit Breakers and 5TL1 Isolators

Betagard 5SL MCBs



Ergonomically designed, with a user friendly lever for effortless switching




To highlight exact switching position, easily recognizable color coded ON-OFF is embedded on the attractive grey lever




Uniquely designed square terminal to accommodate wire up to 35 Sqmm



Highly effective touch protection against accidental contact



Enables firm mounting of Bus bar together with wire and front access of wires for safer installation



Terminals can accommodate 2 wires of same cross section (Solid up to 2 X 10 mm² and finely stranded with end sleeve up to 2 X 4 mm²) without twisting wire strands facilitates easier and safe wiring



Side mounting accessories like auxiliary switches and fault signaling contacts available for special applications



Lever locking device with maximum 6 mm shackle

Application

'B' Characteristics

'B' Characteristic MCBs react quickly to short circuit, and are set to trip when the current passing through them is between 3 to 5 times the normal full load current. They are suitable for protecting incandescent lighting and socket-outlet circuits in domestic and commercial environments, where there is little risk of surges that could cause the MCB to trip.

'C' Characteristics

'C' characteristics MCBs are used for protection of electrical circuits in general and are most widely used because of its suitability for practically all electrical circuits, cable and line protection. They are capable of protecting the majority of inductive and capacitive loads including most motor and fluorescent lighting loads.

This characteristic allows applying loads having high peak currents without requiring the MCB to be oversized. In fact, thanks to this characteristic, it is possible to apply loads with peak currents up to 5 times I_n , (rated current) and can

hence be used to best advantage for handling higher inrush currents e.g. lamps, motors, etc. Under 'C' characteristics, the magnetic operating limits (for short-circuit operations) are between 5 and 10 times the rated current (I_n) of MCB. For example the instantaneous mechanism of a 10A MCB will operate between 50A and 100A in an overcurrent situation. The thermal operating limits (for overload operation) are between 1.13 and 1.45 of the rated current (I_n) of the MCB.

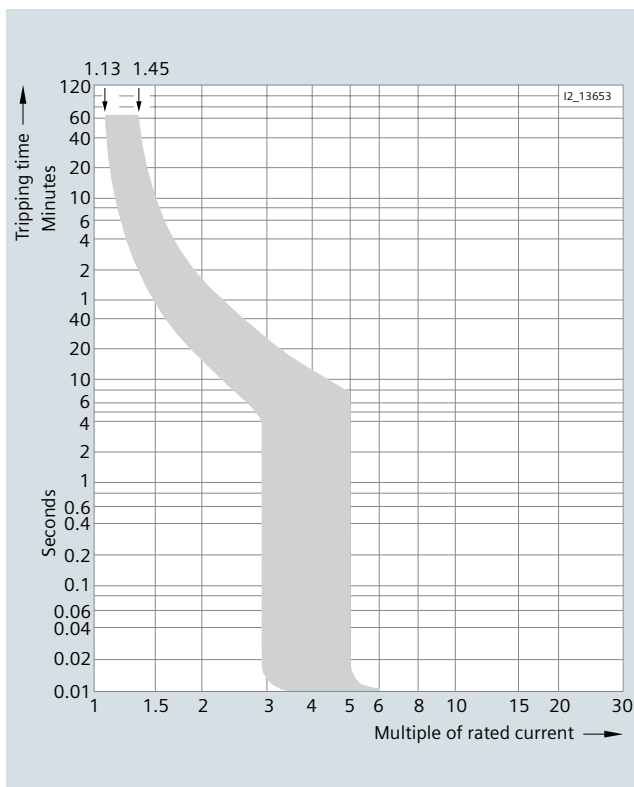
DC Operation

Single pole MCBs can be used up to 60V DC and double pole up to 110V DC.

However, they should not be used below 18V DC. Though the thermal operation is delayed but this is negligible. The instantaneous tripping characteristic must be increased by 40% (e.g. a Type 'C' MCB has a magnetic tripping characteristic between 5 and 10 times the rated current). This magnetic tripping characteristic would therefore become between 7 and 14 times the rated current.

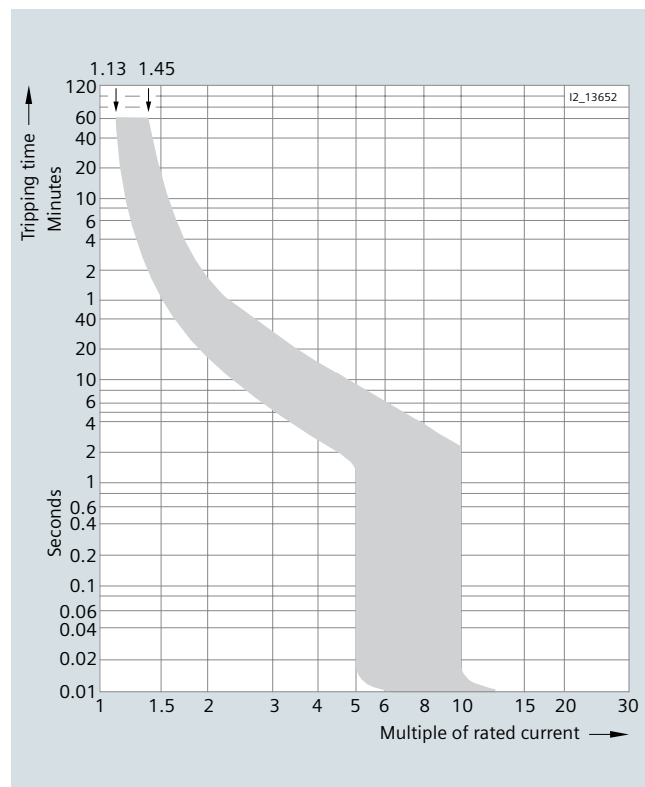
Characteristic curves

Tripping Characteristics as per IS/IEC 60898-1:2002



Tripping characteristic B

MCBs with this tripping characteristic are designed for universal use in socket outlet and lighting circuits.



Tripping characteristic C

In lamp and motor circuits with higher starting currents, MCBs with tripping characteristic C are generally used.

Betagard 5SL Miniature Circuit Breakers and 5TL1 Isolators

Betagard 5SL MCBs

Tripping characteristics

Tripping characteristics at an ambient temperature of 30°C

Tripping characteristic	Standards	Thermal trips Test currents:			Electromagnetic trips Test currents:		
		Limiting test current I_1	Minimum test current I_2	Tripping time $I_n \leq 63 \text{ A}$ t	Hold I_4	Latest tripping instant I_5	Tripping time t
B	IS/IEC 60898-1,	$1.13 \times I_n$	$1.45 \times I_n$	$> 1 \text{ h}$ $< 1 \text{ h}$	$3 \times I_n$	$5 \times I_n$	$\geq 0.1 \text{ s}$ $< 0.1 \text{ s}$
C	IS/IEC 60898-1,	$1.13 \times I_n$	$1.45 \times I_n$	$> 1 \text{ h}$ $< 1 \text{ h}$	$5 \times I_n$	$10 \times I_n$	$\geq 0.1 \text{ s}$ $< 0.1 \text{ s}$

Internal power loss P_v of the miniature circuit breaker 5SL





(Data per pole with I_n)

Ratings	Watt loss as per IEC 60898-1 (W)	Watt loss as per testing (W)		
		5SL6 - B	5SL6 - C	5SL4 - C
0.5	3	–	0.9	0.87
1	3	–	1.2	–
2	3	–	1.2	1.25
3	3	–	1.2	1.16
4	3	–	1.3	1.3
6	3	1.15	0.6	0.86
8	3	–	0.7	1.1
10	3	1.5	1.2	1.24
13	3.5	–	1.8	1.74
16	3.5	1.9	1.7	1.92
20	4.5	2.2	1.7	2.17
25	4.5	2.3	2.2	2.92
32	6	2.4	2.5	2.73
40	7.5	3.4	3.3	4.1
50	9	3.8	3.5	4.5
63	13	5.4	4.4	5.4

Betagard 5SL Miniature Circuit Breakers and 5TL1 Isolators

Betagard 5SL6 MCBs

Selection and ordering data

7500	I_n A		Mounting width MW ¹⁾	Characteristic B Order No.	Characteristic C Order No.	Std. Pkg. (Nos.)	
	0.5	1P, 240/415 V AC	1	--	5SL61057RC	1/12	
	1			--	5SL61017RC	1/12	
	2			--	5SL61027RC	1/12	
	3			--	5SL61037RC	1/12	
	4			--	5SL61047RC	1/12	
	6			5SL61066RC	5SL61067RC	1/12	
	8			--	5SL61087RC	1/12	
	10			5SL61106RC	5SL61107RC	1/12	
	13			--	5SL61137RC	1/12	
	16			5SL61166RC	5SL61167RC	1/12	
	20			5SL61206RC	5SL61207RC	1/12	
	25			5SL61256RC	5SL61257RC	1/12	
	32			5SL61326RC	5SL61327RC	1/12	
	40			5SL61406RC	5SL61407RC	1/12	
	50			5SL61506RC	5SL61507RC	1/12	
63			5SL61636RC	5SL61637RC	1/12		
	0.5	2P, 415 V AC	2	--	5SL62057RC	1/6	
	1			--	5SL62017RC	1/6	
	2			--	5SL62027RC	1/6	
	3			--	5SL62037RC	1/6	
	4			--	5SL62047RC	1/6	
	6			5SL62066RC	5SL62067RC	1/6	
	8			--	5SL62087RC	1/6	
	10			5SL62106RC	5SL62107RC	1/6	
	13			--	5SL62137RC	1/6	
	16			5SL62166RC	5SL62167RC	1/6	
	20			5SL62206RC	5SL62207RC	1/6	
	25			5SL62256RC	5SL62257RC	1/6	
	32			5SL62326RC	5SL62327RC	1/6	
	40			5SL62406RC	5SL62407RC	1/6	
	50			5SL62506RC	5SL62507RC	1/6	
63			5SL62636RC	5SL62637RC	1/6		
	0.5	3P, 415 V AC	3	--	5SL63057RC	1/4	
	1			--	5SL63017RC	1/4	
	2			--	5SL63027RC	1/4	
	4			--	5SL63047RC	1/4	
	6			5SL63066RC	5SL63067RC	1/4	
	10			5SL63106RC	5SL63107RC	1/4	
	16			5SL63166RC	5SL63167RC	1/4	
	20			5SL63206RC	5SL63207RC	1/4	
	25			5SL63256RC	5SL63257RC	1/4	
	32			5SL63326RC	5SL63327RC	1/4	
	40			5SL63406RC	5SL63407RC	1/4	
	50			5SL63506RC	5SL63507RC	1/4	
	63			5SL63636RC	5SL63637RC	1/4	
		0.5	4P, 415 V AC	4	--	5SL64057RC	1/3
		1			--	5SL64017RC	1/3
2				--	5SL64027RC	1/3	
4				--	5SL64047RC	1/3	
6				5SL64066RC	5SL64067RC	1/3	
10				5SL64106RC	5SL64107RC	1/3	
16				5SL64166RC	5SL64167RC	1/3	
20				5SL64206RC	5SL64207RC	1/3	
25				5SL64256RC	5SL64257RC	1/3	
32				5SL64326RC	5SL64327RC	1/3	
40				5SL64406RC	5SL64407RC	1/3	
50				5SL64506RC	5SL64507RC	1/3	
63				5SL64636RC	5SL64637RC	1/3	

¹⁾ 1 MW (modular width) = 18 mm.

Betagard 5SL Miniature Circuit Breakers and 5TL1 Isolators

Betagard 5SL6 MCBs

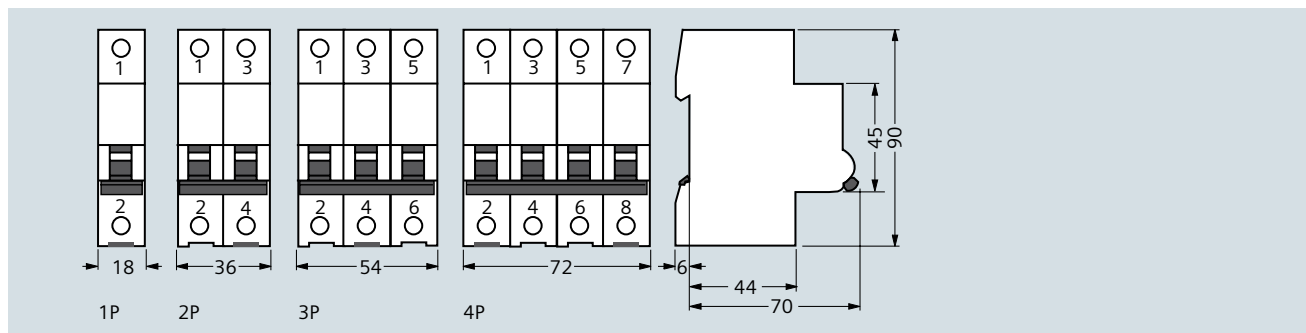
Technical Specifications

			Betagard 5SL6
Standards			IS/IEC 60898-1 :2002
Tripping characteristic			B, C
Number of poles			1P 2P 3P 4P
Rated voltage		V AC	240/415
Operational voltage	min.	V AC/DC	24
	max.	V DC/pole	60 ¹⁾
	max.	V AC	440
Rated breaking capacity		acc. to IS/IEC 60898-1 kA AC	7.5
Current Rating		Amperes	B Curve: 6 - 63 C Curve: 0.5 - 63
Insulation coordination			
• Rated insulation voltage		V AC V DC/pole	250/440 60
• Degree of Pollution for overvoltage category III			2
Touch Protection		Acc to EN 50274	Yes
Line load reversibility			Yes
Degree of protection			IP20
CFC and silicone-free			Yes
Terminals			
• Terminal tightening torque, recommended		Nm	2.5 ... 3
Conductor cross-sections			
• Solid and stranded		mm ²	0.75 ... 35
• Finely stranded with end sleeve, max.		mm ²	0.75 ... 25
Mounting position			Any
Average Service life (with rated load)			20000 actuations
Ambient temperature		°C	-25 ... +45, occasionally +55, max. 95% humidity, storage temperature: -40 ... +75

¹⁾ The operational voltage 60 V DC/pole takes into account a battery charging voltage with peak value of 72 V

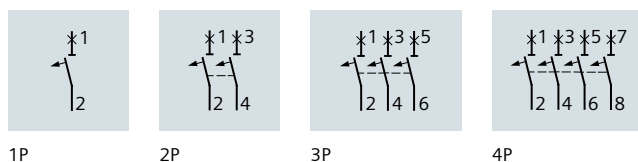
Dimensional drawings

5SL6



Schematics





Symbols



Betagard 5SL Miniature Circuit Breakers and 5TL1 Isolators

Betagard 5SL4 MCBs

Selection and ordering data

10000	Rated current I_n (A)		Reference No. Characteristics C	MW (1 MW=18 mm)	Std. Pkg. (Nos)		
	0.5	1-Pole	5SL41057RC	1	1/12		
	2	240/415 V AC	5SL41027RC		1/12		
	3		5SL41037RC		1/12		
	4		5SL41047RC		1/12		
	6		5SL41067RC		1/12		
	8		5SL41087RC		1/12		
	10		5SL41107RC		1/12		
	13		5SL41137RC		1/12		
	16		5SL41167RC		1/12		
	20		5SL41207RC		1/12		
	25		5SL41257RC		1/12		
	32		5SL41327RC		1/12		
	40		5SL41407RC		1/12		
	50		5SL41507RC		1/12		
63		5SL41637RC	1/12				
	0.5	2-Pole	5SL42057RC	2	1/6		
	2	415 V AC	5SL42027RC		1/6		
	3		5SL42037RC		1/6		
	4		5SL42047RC		1/6		
	6		5SL42067RC		1/6		
	8		5SL42087RC		1/6		
	10		5SL42107RC		1/6		
	13		5SL42137RC		1/6		
	16		5SL42167RC		1/6		
	20		5SL42207RC		1/6		
	25		5SL42257RC		1/6		
	32		5SL42327RC		1/6		
	40		5SL42407RC		1/6		
	50		5SL42507RC		1/6		
63		5SL42637RC	1/6				
	0.5	3-Pole	5SL43057RC	3	1/4		
	2	415 V AC	5SL43027RC		1/4		
	4		5SL43047RC		1/4		
	6		5SL43067RC		1/4		
	10		5SL43107RC		1/4		
	16		5SL43167RC		1/4		
	20		5SL43207RC		1/4		
	25		5SL43257RC		1/4		
	32		5SL43327RC		1/4		
	40		5SL43407RC		1/4		
	50		5SL43507RC		1/4		
	63		5SL43637RC		1/4		
		0.5	4-Pole		5SL44057RC	4	1/3
		2	415 V AC		5SL44027RC		1/3
4			5SL44047RC	1/3			
6			5SL44067RC	1/3			
10			5SL44107RC	1/3			
16			5SL44167RC	1/3			
20			5SL44207RC	1/3			
25			5SL44257RC	1/3			
32			5SL44327RC	1/3			
40			5SL44407RC	1/3			
50			5SL44507RC	1/3			
63			5SL44637RC	1/3			

Betagard 5SL Miniature Circuit Breakers and 5TL1 Isolators

Betagard 5SL4 MCBs

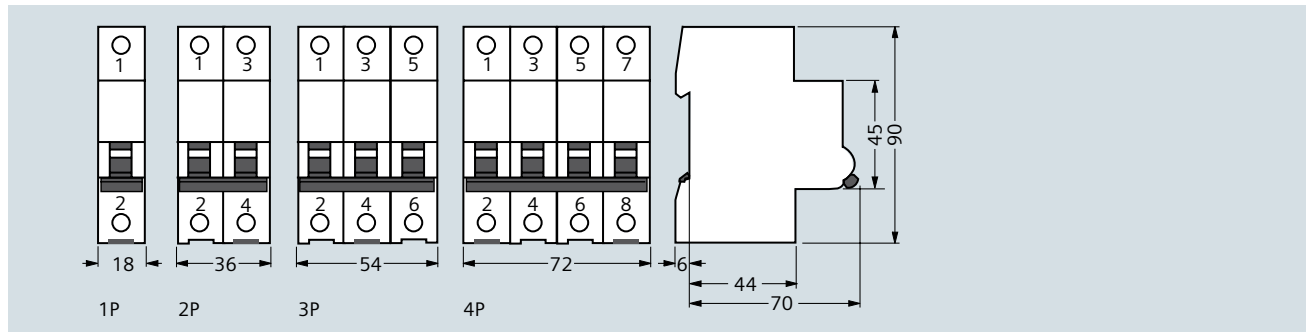
Technical Specifications

			Betagard 5SL4
Standards			IS/IEC 60898-1 :2002
Tripping characteristic			C
Number of poles			1P 2P 3P 4P
Rated voltage		V AC	240/415
Operational voltage	min.	V AC/DC	24
	max.	V DC/pole	60 ¹⁾
	max.	V AC	440
Rated breaking capacity	acc. to IS/IEC 60898-1	kA AC	10
Current Rating		Amperes	0.5 - 63
Insulation coordination			
• Rated insulation voltage		V AC V DC/pole	264/456 60
• Degree of Pollution for overvoltage category III			2
Touch Protection	Acc to EN 50274		Yes
Line load reversibility			Yes
Degree of protection			IP20
CFC and silicone-free			Yes
Terminals			
• Terminal tightening torque, recommended		Nm	2.5 ... 3
Conductor cross-sections			
• Solid and stranded		mm ²	0.75....35
• Finely stranded with end sleeve, max.		mm ²	0.75....25
Mounting position			Any
Average Service life (with rated load)			20000 actuations
Ambient temperature		°C	-25 ... +45, occasionally +55, max. 95% humidity, storage temperature: -40 ... +75

¹⁾ The operational voltage 60 V DC/pole takes into account a battery charging voltage with peak value of 72 V

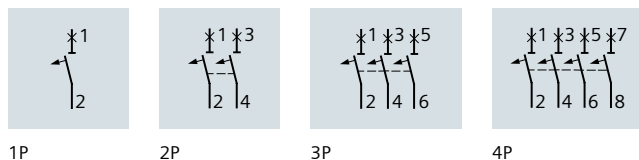
Dimensional drawings

5SL4



Schematics

Symbols



Overview

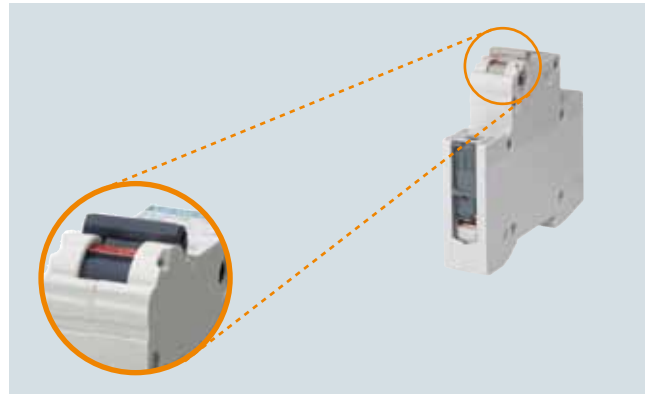
Isolators are used to switch lighting, motors and other electrical devices. They can be used as switch disconnectors according to IEC/EN 60947-3. Siemens 5TL1

Isolators can be retrofitted with auxiliary switches without tools in order to relay the switching state to a higher level.

Features and Benefits




Attractive design
Easy-to-read, colored switch position indicator integrated in the handle
Actuators in gray



Ergonomically shaped handle and housing contours for user-friendly switching



Streamlined introduction of terminals thanks to the rectangular terminal version for connecting busbars together with conductors from 0.75 to 25 mm²



Effective reach-round touch protection
Manual operation of the latching slide with locking option



The ON/OFF switches are suitable for the easy and quick mounting of auxiliary switches






Replacement of a device from a busbar assembly requires no tools

Betagard 5SL Miniature Circuit Breakers and 5TL1 Isolators

Betagard 5TL1 Isolators

Selection and ordering data

	Rated current I_n (A)		Reference No	MW (1 MW=18 mm)	Std. Pkg. (Nos)
	32	2-Pole	5TL12320	2	1/1
	40		5TL12400		1/1
	63		5TL12630		1/1
	80		5TL12800		1/1
	100		5TL12910		1/1
	125		5TL12920		1/1
	32	3-Pole	5TL13320	3	1/1
	40		5TL13400		1/1
	63		5TL13630		1/1
	80		5TL13800		1/1
	100		5TL13910		1/1
	125		5TL13920		1/1
	32	4-Pole	5TL14320	4	1/1
	40		5TL14400		1/1
	63		5TL14630		1/1
	80		5TL14800		1/1
	100		5TL14910		1/1
	125		5TL14920		1/1

Betagard 5SL Miniature Circuit Breakers and 5TL1 Isolators

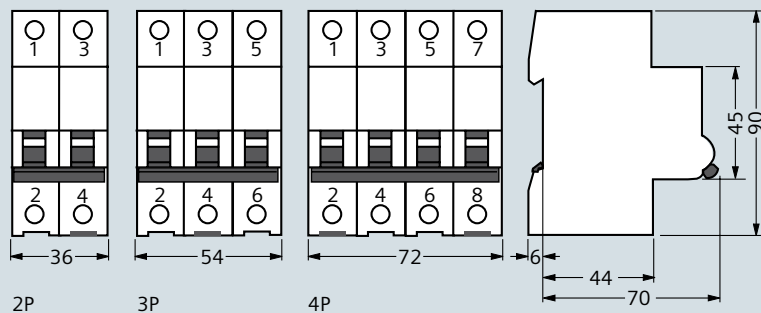
Betagard 5TL1 Isolators

Technical Specifications

	Betagard 5TL1
Standards	IEC 60947 - 3
Mounting depth	70 mm
Operating voltage / rated value	440 V AC
Operating current / rated value	32A, 40A, 63A, 80A, 100A, 125A
Number of poles	2 Pole, 3 Pole, 4 Pole
Short Circuit Withstand Capacity	1.5Ka for 1.5 Seconds
Utilization category	AC 22 A
Rated Insulation Voltage	500 V
Rated Impulse Withstand Voltage:	6 Kv
Degree of Pollution	3
Rated Duty	Uninterrupted Duty
Ambient Temperature	-5°Celsius to +40°Celsius
Degree of protection	IP 20
Terminals Size	Solid and stranded 0.75 ... 35 Sq mm Finely stranded with end sleeve 0.75....25 Sq mm
Design of the switching function	Switch Disconnecter

Dimensional drawings

5TL1



Betagard 5SL Miniature Circuit Breakers and 5TL1 Isolators

Accessories

Accessories

Betagard 5SL , 5SP, 5SJ miniature circuit breakers are suitable for mounting auxiliary switches and fault signal contacts. Lever locking device is also available for Betagard 5SL.

Auxiliary switches (AS)

The auxiliary switch (AS) always signals the contact position of the miniature circuit breaker, regardless of whether the miniature circuit breaker is tripped manually or as a result of a fault. (AS is also suitable for use with 5TL1 Isolators)

Fault signal contacts (FC)

The fault signal contact (FC) signals the tripping of the miniature circuit breaker in the event of a fault, such as an overload or a short circuit. The contact position does not change if miniature circuit breaker is tripped manually.

Lever locking device

Lever Locking Device is available for Betagard 5SL MCBs and 5TL1 Isolators. Lever Locking Device can lock in either ON or OFF position. Any Lock of maximum 6 mm Shackle can be used with this Device

Benefits








The Betagard miniature circuit breakers are ideal for the quick and easy mounting of auxiliary switches and fault signal contacts. Captive metal brackets ensure the quick and easy mounting of devices on the miniature circuit breakers without tools.

Technical specifications

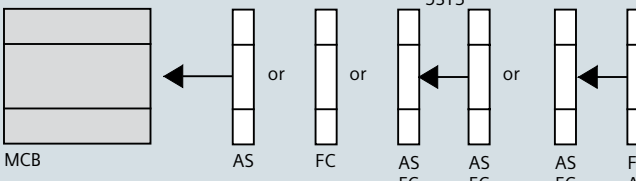
		Auxiliary switches (AS) 5ST3 010	Fault signal contacts (FC) 5ST3 020
Standards		EN 62019; IEC/EN 60947-5-1; UL 1077; CSA C22.2 No. 235	
Short-circuit protection		Miniature circuit breaker or gG 6 A fuse	
Contact load			
• Min.		50 mA, 24 V	50 mA, 24 V
• Max.		--	--
• 400 V AC, AC-14, NO	A	2	2
• 230 V AC, AC-14, NO	A	6	6
• 400 V AC, AC-13, NC	A	2	2
• 230 V AC, AC-13, NC	A	6	6
• 220 V DC, DC-13, NO+NC	A	1	1
• 110 V DC, DC-13, NO+NC	A	1	1
• 60 V DC, DC-13, NO+NC	A	3	3
• 24 V DC, DC-13, NO+NC	A	6	6
Service life, on average, with rated load		20000 actuations	20000 actuations
Conductor cross-sections	mm ² AWG	0.5 ... 2.5 22 ... 14	0.5 ... 2.5 22 ... 14
Terminals			
• Terminal tightening torque	Nm lb/in	0.5 4.5	0.5 4.5

Selection and ordering data

	Mounting width MW ¹⁾	Reference No.
 <p>Auxiliary switches (AS) 1 NO + 1 NC</p> 	0.5	5ST3010
 <p>Fault signal contacts (FC) 1 NO + 1 NC</p> 	0.5	5ST3020
 <p>For 5SL miniature circuit breakers For padlock with 3 ... 6 mm shackle</p>		5ST3806

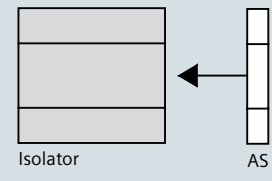
More information

5SL



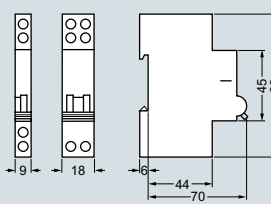
MCB: Miniature circuit breaker
AS: Auxiliary switch
FC: Fault signal contact

5TL1



Isolator
AS: Auxiliary switch

**5ST3 010
5ST3 020**



Rotary Handle Assembly

Benefits


- 5SJ, 5SL, 5SP and 5TL1 series of MCBs/ Isolators can be fitted with Betagard Rotary Handle Assembly (ROH) for installation in Switchgear Cubicles and Distribution Panels
- The ROH gives operating uniformity and improves the aesthetics of the panel.

- The ROH can be padlocked in OFF position with the help of suitable padlocks thereby ensuring complete safety to operating personal during maintenance.
- Door interlock and defeat facility is available as a standard feature.

Applications

- Panel Boards / Switch Boards

Technical Details:

	Product	Order No	Weight 1 item Kg	PS*/ P unit Items
	Rotary Handle Assembly for MCB	5ST38140RC	0.584	1

¹⁾ 1 MW (modular width) = 18 mm.

Your partners

Sales offices:

Ahmedabad

3rd Floor, Prerna Arbur
Girish Cold Drinks Cross Roads, Off G.C.Road
Ahmedabad - 380 009
☎ : +91 79 30927600
Fax: +91 79 30927699

Baroda

Vishwakarma Bhavan
Ground Floor, Maneja Works
Vadodara - 390 013, Gujarat
☎ : +91 265 3957701
Fax: +91 265 3039190

Bengaluru

1st Floor, Jyoti Mahal, No. 49, St. Marks Road
Bengaluru - 560 001
☎ : +91 80 33422000
Fax: +91 80 33424131

Chandigarh

SCO 188/191, 3rd Floor, Sector-17 C
Chandigarh - 160 017
☎ : +91 172 4690300
Fax: +91 172 4690399

Territory managers:

Aurangabad

Flat No. G-1, Chanakyaपुरी, Phase 2
Darga Sutgiri Road, Shanoorwadi
Aurangabad - 431001, Maharashtra
Mobile: +91 9049005024
E-mail: amey.pataskar@siemens.com

Belgaum

H.No.713, Narvekar Lane, Shahpur
Belgaum - 590003, Karnataka
☎ : +91 831 2495156
Mobile: +91 9740277991
E-mail: anand.gawade@siemens.com

Belgaum

Flat No. F-1, Shivashakti Apartment
4th Cross, Adarsh Nagar, Belgaum - 590011
Mobile: +91 9686822775
E-mail: jacob.babu@siemens.com

Bhilai

H.No LIG-47, HUDCO Sector, Bhilai
Durg, Chattisgarh - 490 009
Mobile: +91 9786992211
E-mail: pravin.deshbhatar@siemens.com

Bhopal

Flat No-104, Sagar Home Phase-2
Sarvadhama Society, Sector A, Nayapura Road
Bhopal - 462042, Madhya Pradesh
Mobile: +91 9977228084
E-mail: prajwal.khapekar@siemens.com

Bhubaneswar

Plot No. 1597, Room No. 5
Infront of Fishery Lane, Chintamaniswar
Bhubaneswar - 751006, Odisha
Mobile: +91 9937063598
E-mail: sumit.sengupta@siemens.com

Boisar

Mahavir Virat, C-wing, Flat No.102, First Floor
Mahavir Nagar, Opp to TAPS Colony
Boisar (W) -401501
Mobile: +91 9820533850
E-mail: s.anand@siemens.com

Calicut

7th Floor, Global Towers
057, Avinash Road, Coimbatore - 641 018
Mobile: +91 9387384848
E-mail: sudheer.ts@siemens.com

Cochin

K.G.Oxford Business Centre
3A, Shreeekandath Rd, Ravipuram
Cochin - 682016
☎ : +91 4028611122
Mobile: +91 9387384848
E-mail: sudheer.ts@siemens.com

Dehradun

32, Dhronpuri, Main Lane, G.M.S. Road
Dehradun - 248001, Uttarakhand
☎ : +91 135 2528212
Mobile: +91 8650404404
E-mail: shashibhushan.prasad@siemens.com

Durg

Pancham Nivas, B-1, Zone-2, New Adarsh Nagar
Durg - 491001, Chhattisgarh
Mobile: +91 9425016197
E-mail: jitendra.potdar@siemens.com

Durgapur

14, Dinabandhu Mitra Path
Near Kavi Guru Middle Stop
SAIL Co-Operative Area, City Centre
Durgapur - 713216
Mobile: +91 9874343052
E-mail: rana.mitra@siemens.com

Chennai

Sathak Centre, No.4, Mahatma Gandhi Road
Chennai - 600034
☎ : +91 44 30474000
Fax: +91 44 30474088

Coimbatore

1078, 1st Floor, Senthil Towers, Avinashi Road
Coimbatore - 641018
☎ : +91 422 3076300
Fax: +91 422 3076310

Gurgaon

Plot No -78, Tower -B
Jagatjit Industries Building (JIL)
Opposite SBI Academy, Sector-18
Gurgaon - 122015
☎ : +91 124 2842000, 3812020

Hyderabad

5-9-19, 4th & 5th Floor, Laxmi Narasinh Estate
Opp. Secretariat Road, Saifabad
Hyderabad - 500 004
☎ : +91 40 30922500
Fax: +91 40 30923145

Goa

Tower B/701-705, ICC Trade Tower
403A, Senapati Bapat Road
Pune - 411016
Mobile: +91 9496370375
E-mail: jitthin.jacob@siemens.com

Guwahati

House No. 20, Ushanagar, Dispur Supermarket
Guwahati, Assam - 781 006
☎ : +91 361-2230836
Fax: +91 361-2230836
Mobile: +91 9864110684
E-mail: biplab.datta@siemens.com

Haridwar

47, Abhisek Nagar, Kankhal
Haridwar - 249408, Uttarakhand
Mobile: +91 9621083333
E-mail: kumar.pradeep@siemens.com

Hospet

Ramanand Residency, Flat No. 204, 1st Main
Nehru Co-op Colony, Hospet - 583203, Karnataka
Mobile: +91 9901400227
E-mail: roy.sanjib@siemens.com

Hubli

21, Sri Mallikarjuna Nilaya, 1st Floor
Somanagowdara Layout, Bengeri Extension
Hubli - 580023, Karnataka
☎ : +91 836 2282947
Mobile: +91 9880003724
E-mail: kr.purushottam@siemens.com

Indore

Flat No.102, Panchavati Apart.
40 Chandralok Colony, Khajrana Road
Indore - 452001, Madhya Pradesh
Mobile: +91 9926939993
E-mail: prashant.joshi@siemens.com

Indore

Flat No-206, A Block, Shubh Labh Heights
Near Malvi Nagar Chouraha
(Near Velocity Multiplex), MR-9, Ring Road
Indore - 452001, Madhya Pradesh
Mobile: +91 9713013050
E-mail: rohit.seth@siemens.com

Jodhpur

D-212, Near Sai Baba Mandir, Shankar Nagar, Pal Road
Jodhpur - 342007
Mobile: +91 7665590333
E-mail: jain.nitin@siemens.com

Jalandhar

House No.722, 1st Floor, Urban Estate
Phase I, Jalandar - 144022, Punjab
Mobile: +91 9876047929
E-mail: sunil.singla@siemens.com

Kanpur

Flat No. 403, Gulmohar Garden Phase II
Near Mariampur Hospital, Chain Factory
Shastri Nagar, Kanpur - 208005
Mobile: +91 8009900939
E-mail: shagun.gupta@siemens.com

Kolhapur

Flat No.101, Shrushti Mahabharat Apartment
Mahavir Garden To Mahavir College Road
Nagala Park, Kolhapur - 416003
☎ : +91 231 2663330
Mobile: +91 9881465421
E-mail: sachin.chavan@siemens.com

Kota

105, Manglayatan Apartments
Near Jain Mandir, Bhimganj Mandi
Kota - 324002
Mobile: +91 9828419111
E-mail: avinash.mathur@siemens.com

Jaipur

6, Park Street, Opp. Pink City Petrol Pump, M.I.Road
Jaipur - 302 006, Rajasthan
☎ : +91 141 5121028
Fax: +91 141 2370482

Jamshedpur

Roshan Tower, 2nd Floor
S.B.Shop, Bistupur
Jamshedpur - 831 001, Jharkhand.
☎ : +91 657 3052200

Kolkata

5th Floor, Infinium Digispac
CP - 15, Sector V, Salt Lake
Kolkata - 700091
☎ : +91 33 30171911
Fax: +91 33 30171328

Lucknow

28/45, Ashok Marg, Opp. Indira Bhawan
Lucknow - 226001
☎ : +91 522 4031022, 4031000
Fax: +91 522 4031019

Ludhiana

H.No.92, Lajpat Nagar, Near Bus Stand
Ludhiana - 141002, Punjab
Mobile: +91 9815502480
E-mail: rohit.jagga@siemens.com

Ludhiana

H.No. D-29, New Kitchlu Nagar, Ludhiana
Mobile: +91 9878098612
E-mail: amitoj.singh@siemens.com

Ludhiana

R-25 Sarabha Nagar Extension
Phase-2, Pakhowal Road, Ludhiana, Punjab
Mobile: +91 9888484066
E-mail: padam.sharma@siemens.com

Madurai

Anirudh Block, F-Top 3, Vasudhara Apartment
84, TPK Main Road, Andalpuram
Madurai - 625 003, Tamil Nadu
Mobile: +91 9894617776
E-mail: sivaprakasam.r@siemens.com

Mangalore

No. 3, Shreyas Apartment Chandrika Extension
NS Bose Road, Bejai, Mangalore - 575004
Mobile: +91 9632835364
E-mail: joseph.arun@siemens.com

Meerut

A-5F-14, Ansal Courtyard, Rorkee Bypass
Modipuram, Meerut (U.P.) - 250110
Mobile: +91 9720999887
E-mail: singh.vineet@siemens.com

Mysore

#43, Ground Floor, 8th Cross, 3rd Main
1st Stage, "C" Block, J.P. Nagar, Mysore - 570008
Mobile: +91 9900855779
E-mail: niranjan.kv@siemens.com

Nashik

1, Nirmal Classic Appartment, Thatthe Nagar
Behind HDFC Bank, Nasik - 422005
Mobile: +91 9822193204
E-mail: shailesh.bakshi@siemens.com

Nashik

Building No.1, Flat No.15, Tirupati Town
Near Akashwani Tower, Gangapur Road, Nashik - 422013
Mobile: +91 9619620068
E-mail: jugal.shah@siemens.com

Patna

Flat No. 105, S.D. Apartment, Kavi Raman Path
Nageshwar Colony, Boring Road, Patna - 800001
Mobile: +91 9771414108
E-mail: vikash.prasad@siemens.com

Pondicherry

"Raghavendra ILLAM", Gnd Floor, No 21
3rd Cross Street, Anna Nagar, Pondicherry - 605005
Mobile: +91 9840143536
E-mail: lakshmanan.s@siemens.com

Raipur

103 Risabh Agency, Near Shri Medishine Hospital
New Rajendra Nagar Raipur (C G) - 492006
Mobile: +91 9425601849
E-mail: raghuraj.bisen@siemens.com

Rajkot

"Vrjraj", Chandanpark Society
Opp. Gyanganga Vidhyapith, Nr. Raiya Circle
Rajkot - 360005, Gujarat
Mobile: +91 9825021026
E-mail: hiren.raythatha@siemens.com

Rourkela

Plot No. LCR 618, 1st Phase Chhend
Rourkela - 769015
Mobile: +91 9438529778
E-mail: samir.chintak@siemens.com

Mumbai

Business Centre-1
Thane Belapur Road
Thane - 400 601
☎ : +91 22 39663000
Fax: +91 22 39663721

Nagpur

5th Floor, Land Mark Building
Wardha Road, Ramdas Peth
Nagpur - 440 010
☎ : +91 712 3093000
Fax: +91 712 3093111

Pune

Tower B/701-705, ICC Trade Tower
403A, Senapati Bapat Road
Pune - 411016
☎ : +91 20 30466000
Fax: +91 20 30466060

Vishakhapatnam

2nd Floor, 30-8-47, Lakshmi Narasimha Towers
Baru Street, Daba Gardens
Visakhapatnam - 530 020, Andhra Pradesh
☎ : +91 891 3050200
Fax: +91 891 3050222

Rudrapur

Flat no 406, Victoria-B, Omaxe Riviera U.S Nagar
Rudrapur - 263153, Uttarakhand
Mobile: +91 8477022777
E-mail: ashish.bhatt@siemens.com

Salem

3/25, Santosh Nagar, PACB Backside
Chinnathirupathi, Salem - 8
☎ : +91 427 2401981
Mobile: +91 9894617772
E-mail: rubengerald.s@siemens.com

Surat

Flat No. 202, D-1, Suryam Residence
Cause Way Road, Opp. Hari Darshan
Shingapur-Dabholi Road, Katargam
Surat - 395004, Gujarat
Mobile: +91 9925001779
E-mail: chandrakant.keshrani@siemens.com

Surat

304, Shreeji Apt., Devikrupa Society
Opp. Dholakia Garden, Katargam
Surat - 395004, Gujarat
Mobile: +91 9727713634
E-mail: tarang.shah@siemens.com

Surat

3/A, Navrachana Society
Opp.D.K.Park, Bhatar Road, Surat - 395001
Mobile: +91 9879510191
E-mail: mitul.kapadia@siemens.com

Trichy

1/1209-B, 6th Cross Street, West Extension
Vasan Nagar, Rettai Vaikkal, Yavalur Road
Trichy - 602102
Mobile: +91 9176609375
E-mail: muthu.kumar@siemens.com

Trivandrum

7th Floor, Global Towers
1057, Avinash Road, Coimbatore - 641 018
Mobile: +91 9387384848
E-mail: sudheer.ts@siemens.com

Udaipur

A-302, Udai Tower, Hitawala Complex, New Flora
Pula, Udaipur - 313004
Mobile: +91 9983691888
E-mail: anurag.shah@siemens.com

Vapi

Flat No.401, A Wing, Madhav Gems, Nutannagar
Valsad Road, Vapi (East), Valsad Dist, Vapi - 396191
Mobile: +91 9687668690
E-mail: pandey.abhishek@siemens.com

Vapi

Shubham Tower, No.3, 'C' Wing
Flat No.1008, Chala, Vapi Daman Road, Vapi
Mobile: +91 9825147957
E-mail: s.anand@siemens.com

Varanasi

D 63/128 - 13-14-15
Dayal Enclave Mahmoorganj
Varanasi - 221010
Mobile: +91 9794237349
E-mail: tarun.srivastava@siemens.com

Vijayawada

D 206-16C, Street 4, Ramlingeshwaraopeta
Landmark: Near to Lotus Landmark
Vijayawada - 520003
Mobile: +91 9642351144
E-mail: venkateswar.d@siemens.com

Siemens Ltd.
Infrastructure & Cities Sector
Low Voltage Global Products
R&D Technology Centre
Thane Belapur Road, Airoli Node
Navi Mumbai - 400 708
Fax: +91 22 33265627
E-mail: globalproducts.in@siemens.com

www.siemens.co.in

Order No. 106053412
I-A-CEDI-794

Customer Care Toll free no.
1800 209 0987

E-mail: adcsrs.india@siemens.com

Product upgradation is a continuous process. Hence, data in this catalog is subject to change without prior notice. For the latest information, please get in touch with our Sales Offices.